

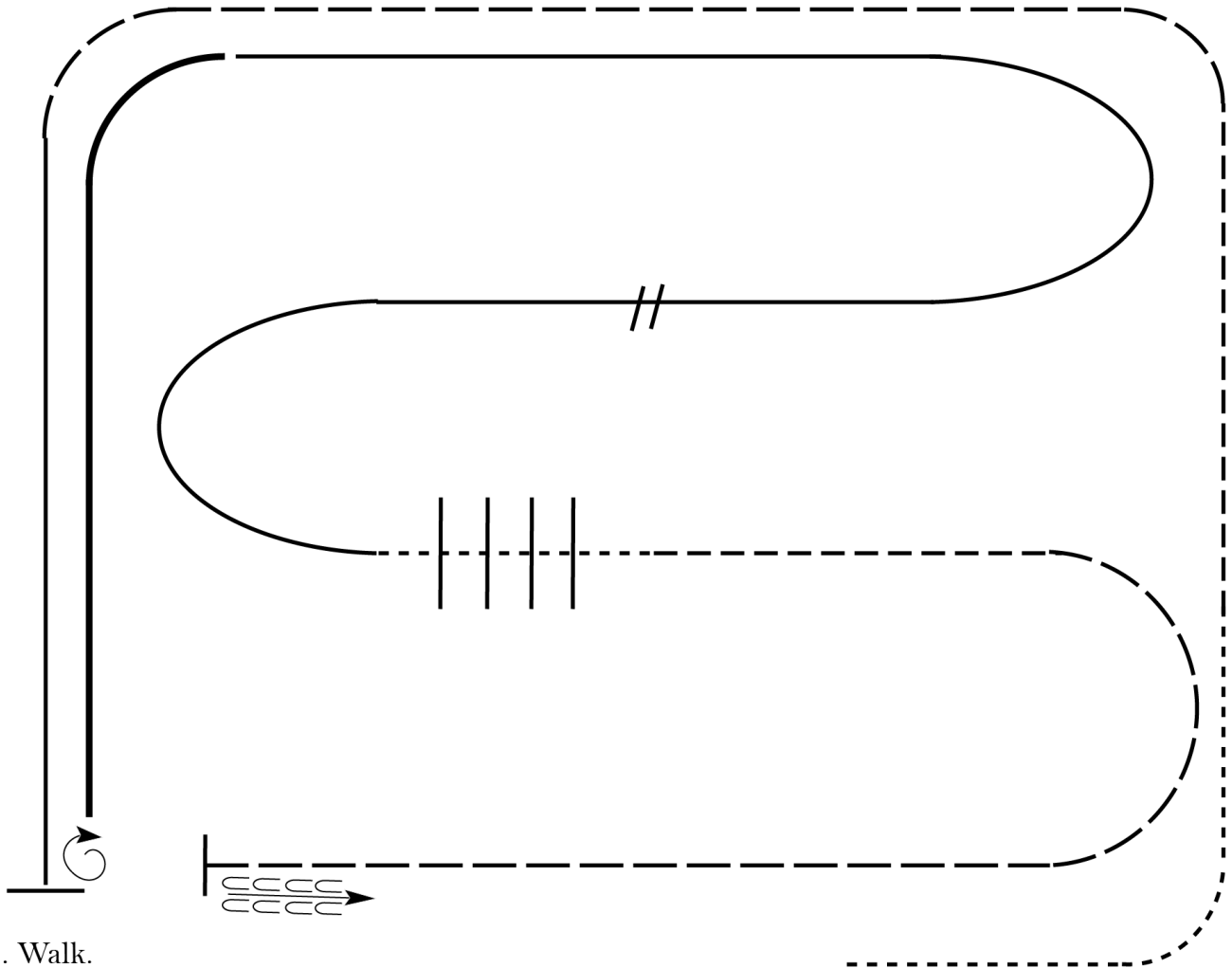
Garden State Paint Horse Club

Ranch Riding (All Ranch Riding)

Show Date: April 20 - 21, 2024

w w w . H o r s e S h o w P a t t e r n s . c o m

w w w . H o r s e S h o w P a t t e r n s . c o m



1. Walk.
2. Trot
3. Extended trot.
4. Left lead lope
5. Stop, 1 1/2 turn right
6. Extended lope
7. Collect to working lope-right lead
8. Change leads (simple or flying)
9. Walk
10. Walk over logs
11. Trot
12. Extended trot
13. Stop and back

Walk	-----
Jog	- - - - -
Extended Jog	-----
Lope	
Lead Change	//
Back	← wavy lines
Marker	(B)

[RR/2]

Pattern Provided by:

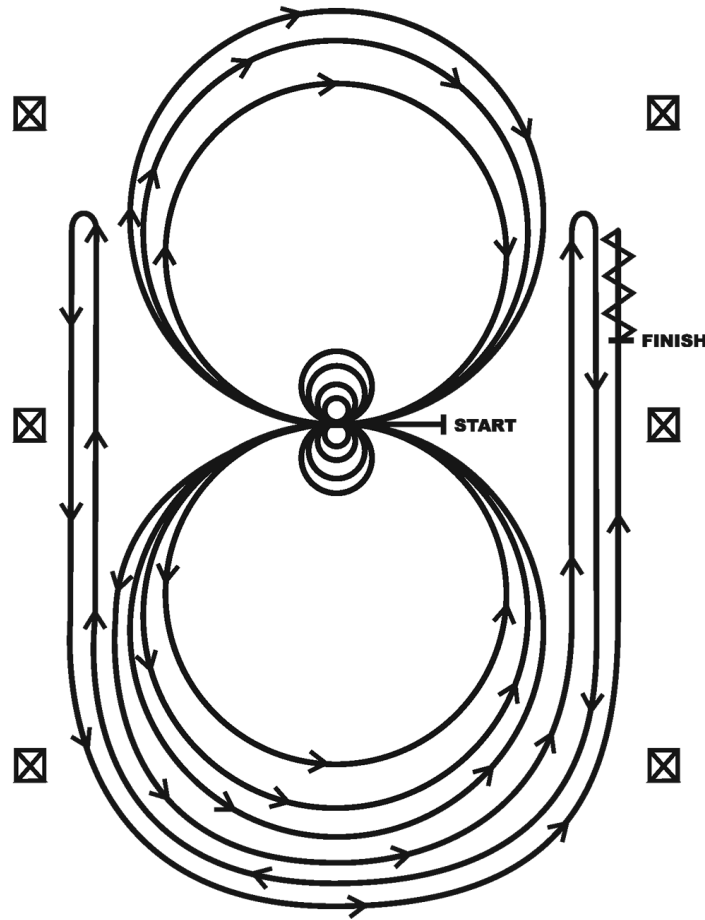
Jill Paxton

Garden State Paint Horse Club

Reining (All Reining)

Show Date: April 20 - 21, 2024

REINING PATTERN 6



Horses may walk or jog to the center of arena. Horses must walk or stop prior to starting pattern. Beginning at the center of the arena facing the left wall or fence.

1. Complete four spins to the right. Hesitate.
2. Complete four spins to the left. Hesitate.
3. Beginning on the left lead, complete three circles to the left: the first two circles large and fast; the third circle small and slow. Change leads at the center of the arena.
4. Complete three circles to the right: the first two circles large and fast; the third circle small and slow. Change leads at the center of the arena.
5. Begin a large circle to the left but do not close this circle. Run up the right side of the arena past the center marker and do a right rollback at least twenty feet (six meters) from the wall or fence—no hesitation.
6. Continue back around previous circle but do not close this circle. Run up the left side of the arena past the center marker and do a left rollback at least twenty feet (six meters) from the wall or fence—no hesitation.
7. Continue back around previous circle but do not close this circle. Run up the right side of the arena past the center marker and do a sliding stop at least twenty feet (six meters) from the wall or fence. Back up at least ten feet (three meters). Hesitate to demonstrate the completion of the pattern.

[R/AQHAP-6]

Pattern Provided by:

Jill Paxton

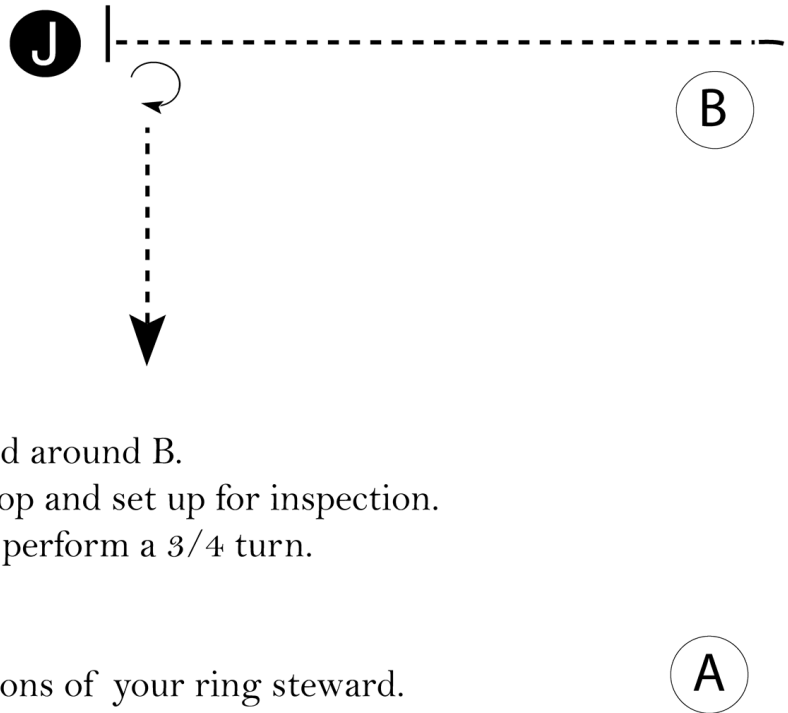
Garden State Paint Horse Club

Showmanship (Am WT, 11-18 WT)

Show Date: April 20 - 21, 2024

w w w . H o r s e S h o w P a t t e r n s . c o m

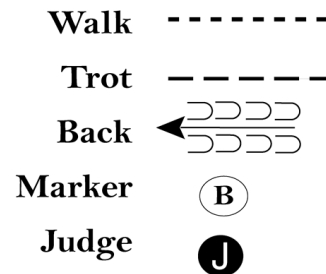
w w w . H o r s e S h o w P a t t e r n s . c o m



Be ready at A.

1. Trot from A to and around B.
2. Walk to Judge, stop and set up for inspection.
3. When dismissed, perform a 3/4 turn.
4. Exit at a walk.

Follow the instructions of your ring steward.



[S/1-38]

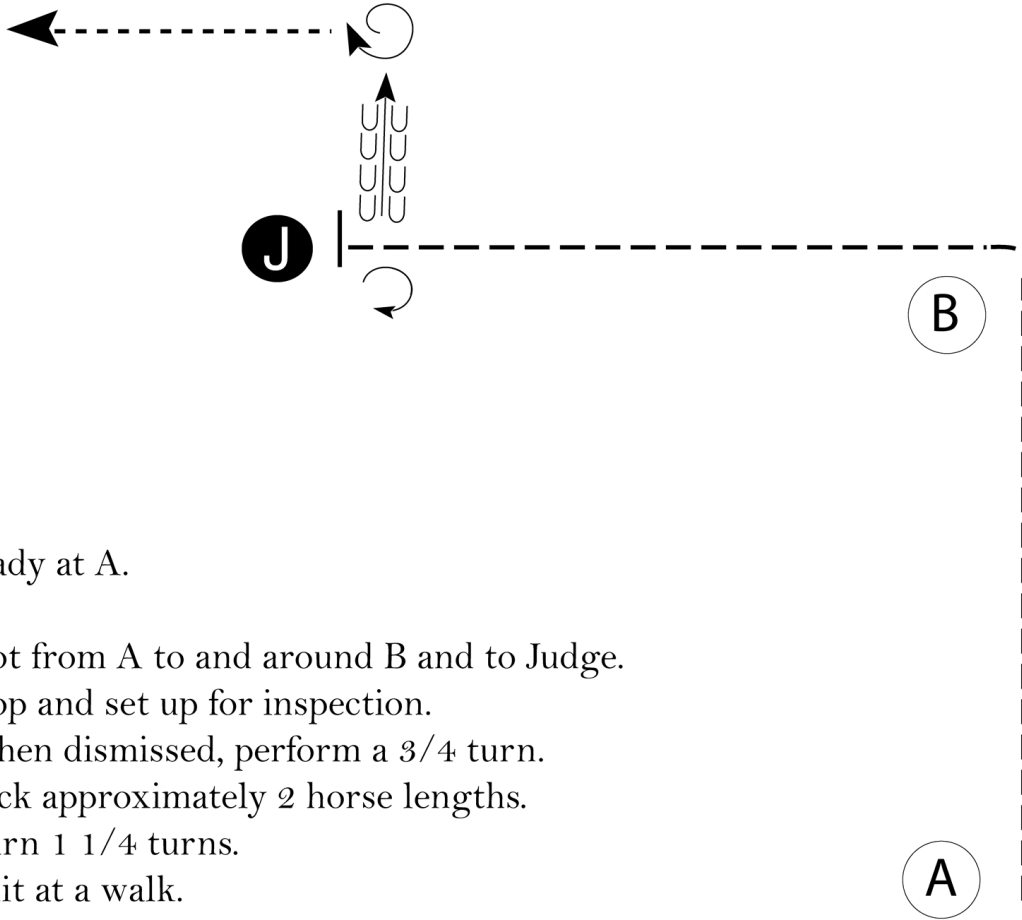
Pattern Provided by:

Jill Paxton

Garden State Paint Horse Club

Showmanship (Amateur, Jack Pot)

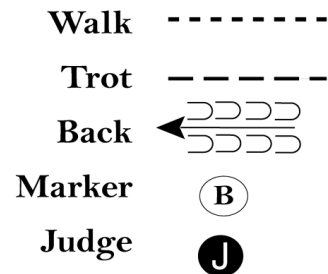
Show Date: April 20 - 21, 2024



Be ready at A.

1. Trot from A to and around B and to Judge.
2. Stop and set up for inspection.
3. When dismissed, perform a $3/4$ turn.
4. Back approximately 2 horse lengths.
5. Turn $1\ 1/4$ turns.
6. Exit at a walk.

Follow the instructions of your ring steward.



[S/3-38]

Pattern Provided by:

Jill Paxton

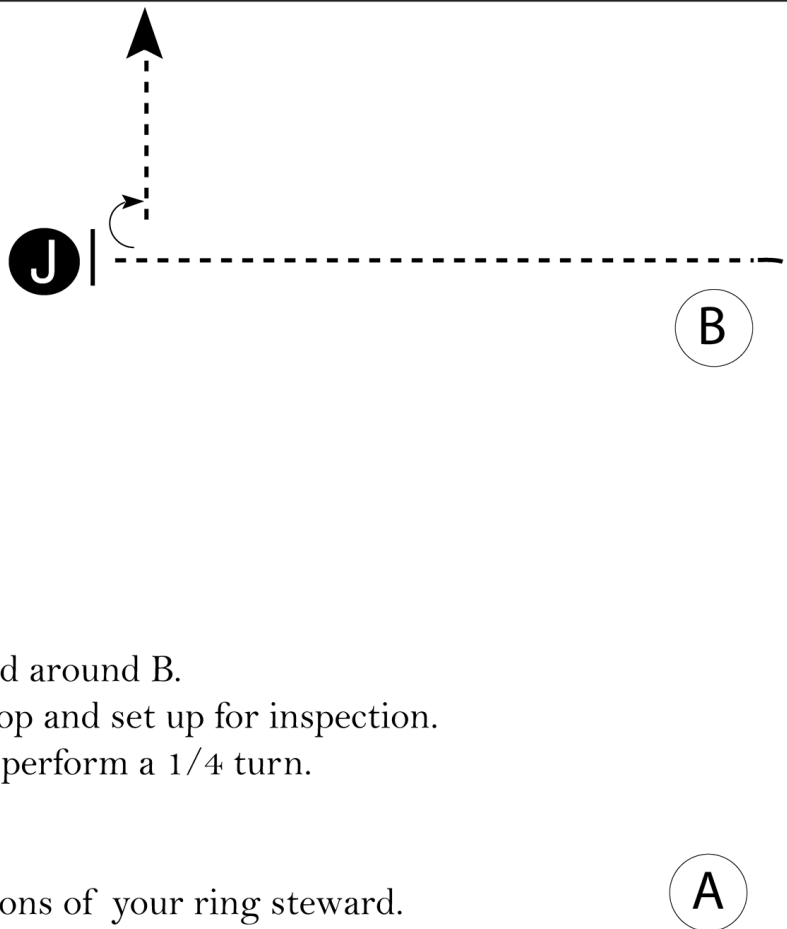
Garden State Paint Horse Club

Showmanship (WT 5-10, 13 and Under)

Show Date: April 20 - 21, 2024

w w w . H o r s e S h o w P a t t e r n s . c o m

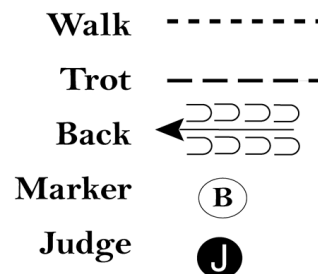
w w w . H o r s e S h o w P a t t e r n s . c o m



Be ready at A.

1. Trot from A to and around B.
2. Walk to Judge, stop and set up for inspection.
3. When dismissed, perform a 1/4 turn.
4. Exit at a walk.

Follow the instructions of your ring steward.



[S/WT-38]

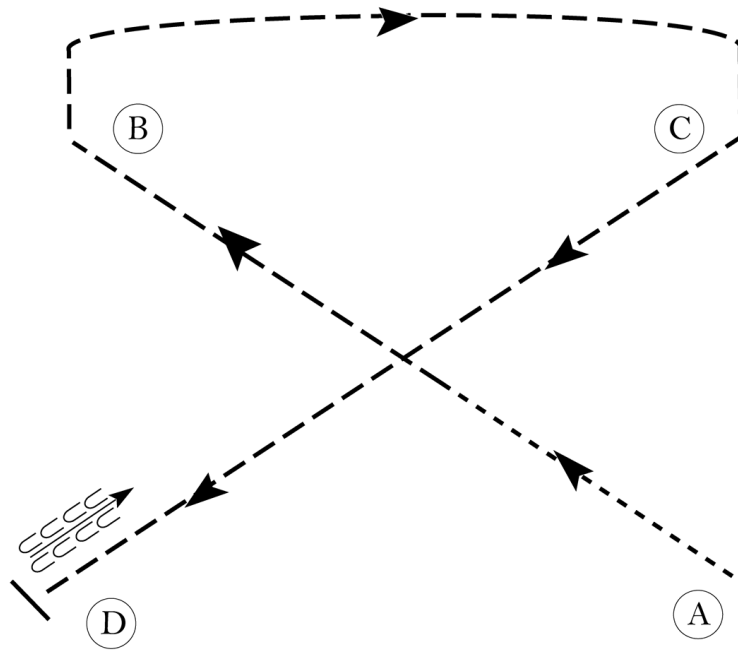
Pattern Provided by:

Jill Paxton

Garden State Paint Horse Club

Hunt Seat Equitation (All Walk Trot)

Show Date: April 20 - 21, 2024



Be ready at A.

1. Walk 1/2 way to B.
2. Posting trot on the left diagonal to B.
3. Sitting trot to C.
4. Posting trot on the right diagonal to D.
5. Halt at D and back approximately one horse length.

Exit at a sitting trot.

Walk	-----
Trot	- - - - -
Extended Trot	— — — — —
Canter	—————
Leg Yield	
Lead Change	— / —
Back	←←←←←
Marker	Ⓚ
Sidepass	← - - - - →
Hand Gallop	— — — — —

[HSE/WT-24]

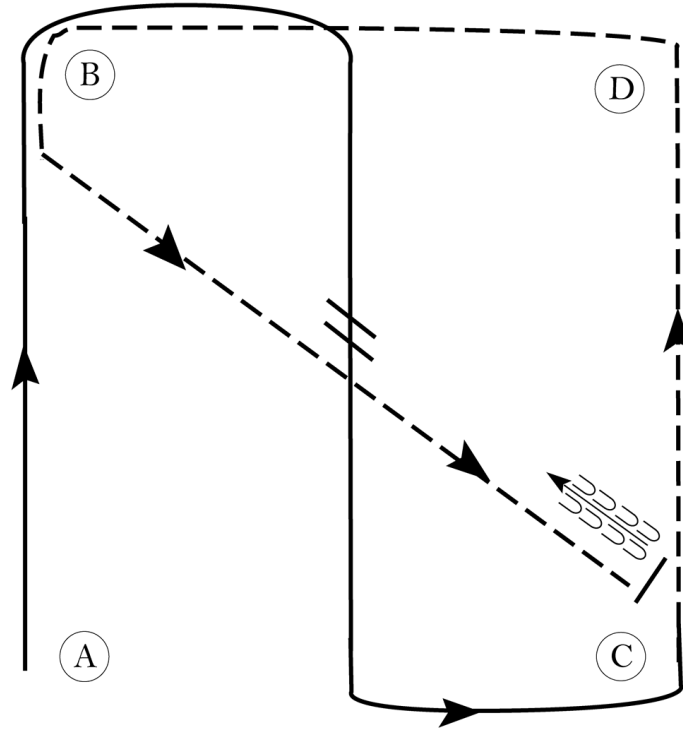
Pattern Provided by:

Jill Paxton

Garden State Paint Horse Club

Hunt Seat Equitation (All Breed)

Show Date: April 20 - 21, 2024



Be ready at A.

1. Canter on the right lead to and around B.
2. Halfway between B and C, change leads.
3. Canter on left lead to and around C.
4. Posting trot on the left diagonal from C to D.
5. At D, change diagonals and continue to trot to B.
6. At B, sitting trot to C.
7. Stop and back one horse length at C.

Walk	-----
Trot	- - - - -
Extended Trot	— — — —
Canter	—————
Leg Yield	
Lead Change	— / —
Back	←←←←←
Marker	Ⓚ
Sidepass	← — — — ←
Hand Gallop	— — — —

[HSE/2-25]

Pattern Provided by:

Jill Paxton

w w w . H o r s e S h o w P a t t e r n s . c o m

w w w . H o r s e S h o w P a t t e r n s . c o m

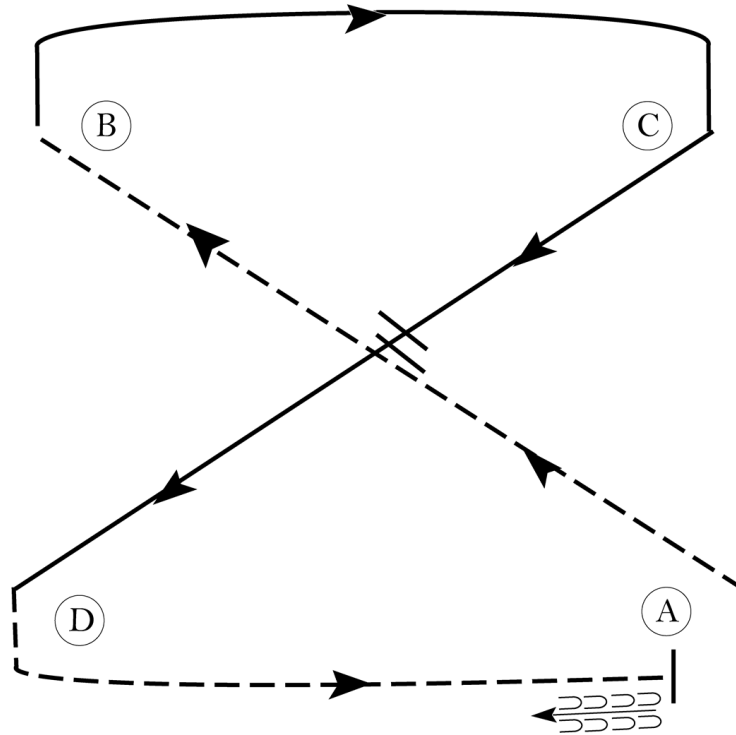
Garden State Paint Horse Club

Hunt Seat Equitation (Novice Youth, Novice Amateur, 13 & Under)

Show Date: April 20 - 21, 2024

w w w . H o r s e S h o w P a t t e r n s . c o m

w w w . H o r s e S h o w P a t t e r n s . c o m



Be ready at A.

1. Posting trot on the left diagonal to B.
2. Canter on the right lead to and around C and 1/2 way to D.
3. Change leads and canter to D.
4. Posting trot on the right diagonal to A.
5. Halt at A and back approximately one horse length.

Exit at a sitting trot.

Walk	-----
Trot	- - - - -
Extended Trot	— — — — —
Canter	—————
Leg Yield	
Lead Change	— / —
Back	←←←←←
Marker	Ⓚ
Sidepass	← - - - - ←
Hand Gallop	— — — — —

[HSE/2-24]

Pattern Provided by:

Jill Paxton

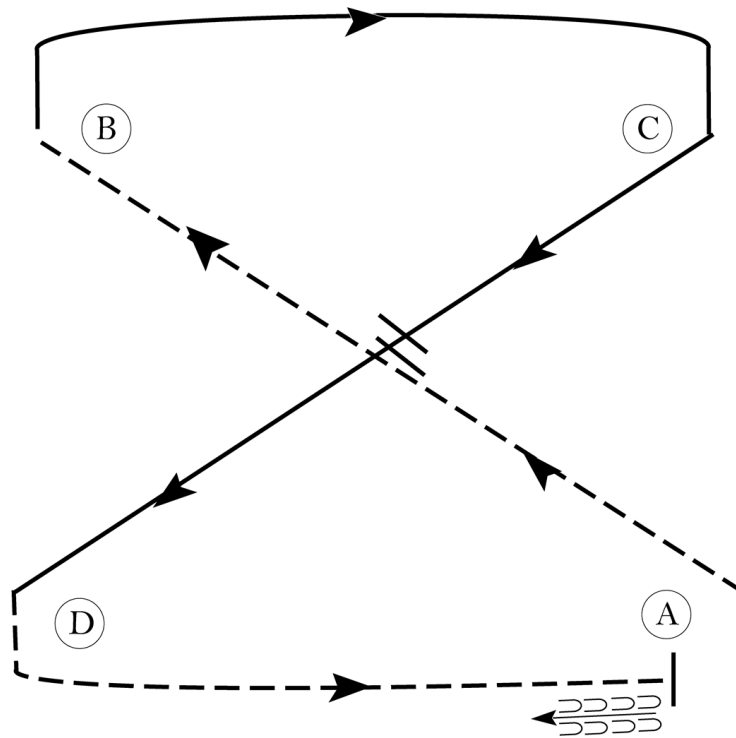
Garden State Paint Horse Club

Hunt Seat Equitation (Amateur)

Show Date: April 20 - 21, 2024

w w w . H o r s e S h o w P a t t e r n s . c o m

w w w . H o r s e S h o w P a t t e r n s . c o m



Be ready at A.

1. Posting trot on the left diagonal to B.
2. Canter on the right lead to and around C and 1/2 way to D.
3. Change leads and canter to D.
4. Posting trot on the right diagonal to A.
5. Halt at A and back approximately one horse length.

Exit at a sitting trot.

Walk	-----
Trot	- - - - -
Extended Trot	— — — — —
Canter	—————
Leg Yield	
Lead Change	— / —
Back	←←←
Marker	Ⓚ
Sidepass	← - - - - ←
Hand Gallop	— — — — —

[HSE/2-24]

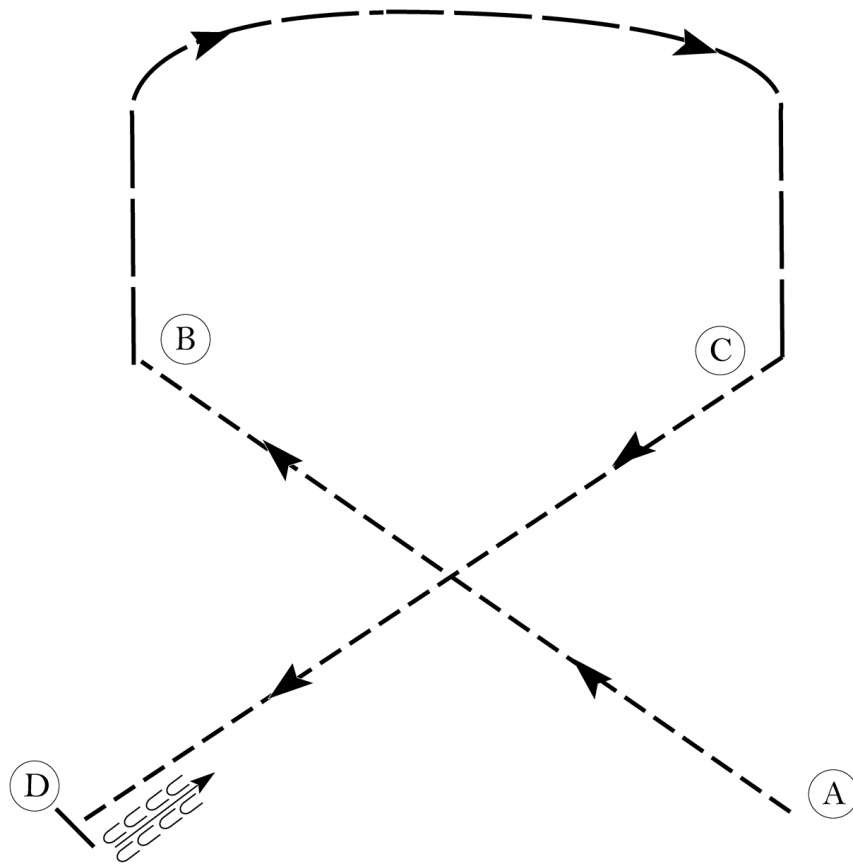
Pattern Provided by:

Jill Paxton

Garden State Paint Horse Club

Hunt Seat Equitation (Youth 18 and Under)

Show Date: April 20 - 21, 2024



Be ready at A.

1. Sitting trot 1/2 way to B.
2. Posting trot on the left diagonal to B.
3. Hand gallop right lead to C.
4. Posting trot on the right diagonal 1/2 way to D.
5. Sitting trot to D.
6. Halt at D and back approximately one horse length.

Exit at a sitting trot.

Walk	-----
Trot	- - - - -
Extended Trot	— — — — —
Canter	— — — — —
Leg Yield	
Lead Change	— / —
Back	← ← ← ← ←
Marker	(B)
Sidepass	← ← ← ← ←
Hand Gallop	— — — — —

[HSE/2-23]

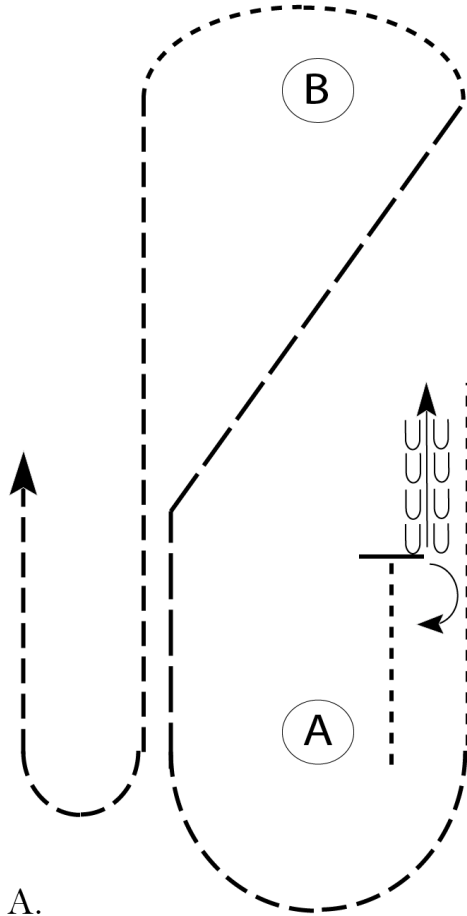
Pattern Provided by:

Jill Paxton

Garden State Paint Horse Club

Western Horsemanship (Am WT. 11-18 WT)

Show Date: April 20 - 21, 2024



Be ready at A.

1. Walk approximately 2 horse lengths from A. Stop and perform a 1/2 turn right.
2. Back approximately one horse length then walk to A.
3. Jog around A then extend the jog in a straight line then diagonal line to B.
4. Break to the walk and walk around B.
5. Jog to A.
6. Continue to jog around to exit.

Walk
Jog	-----
Extended Jog	- - - - -
Lope	—————
Lead Change	———/———
Back	←———
Marker	ⓑ

[WH/WT-117]

Pattern Provided by:

Jill Paxton

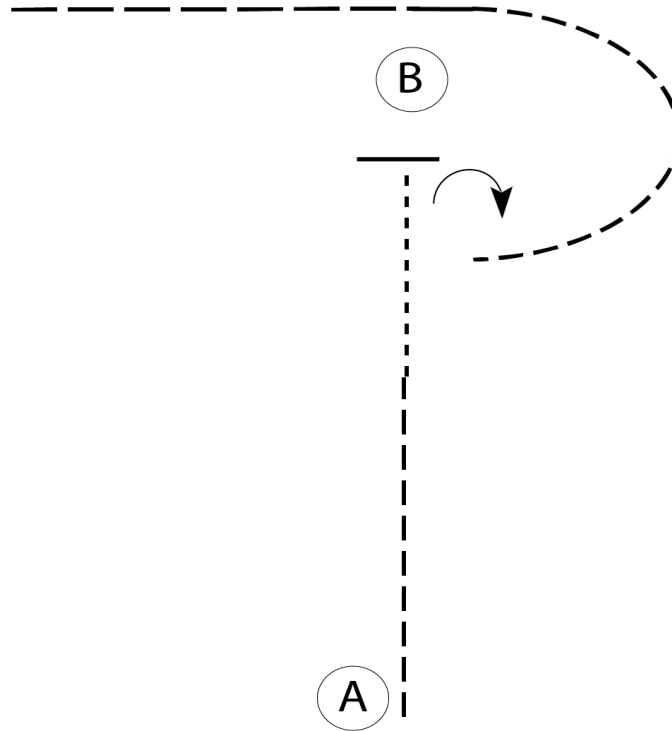
Garden State Paint Horse Club

Western Horsemanship (5-10 years)

Show Date: April 20 - 21, 2024

w w w . H o r s e S h o w P a t t e r n s . c o m

w w w . H o r s e S h o w P a t t e r n s . c o m



Be ready at A.

1. Jog 3/4 the way to B.
2. Walk with FORWARD motion to B (crawling will be a minus maneuver) . Stop.
3. Perform a 90 degree turn right.
4. Jog in a half circle to the top of B.
5. Extended jog at least 6 strides. Pattern is complete.

Walk	-----
Jog	- - - - -
Extended Jog	— — — — —
Lope	
Lead Change	— / —
Back	← — — — —
Marker	(B)

[WH/WT-119]

Pattern Provided by:

Jill Paxton

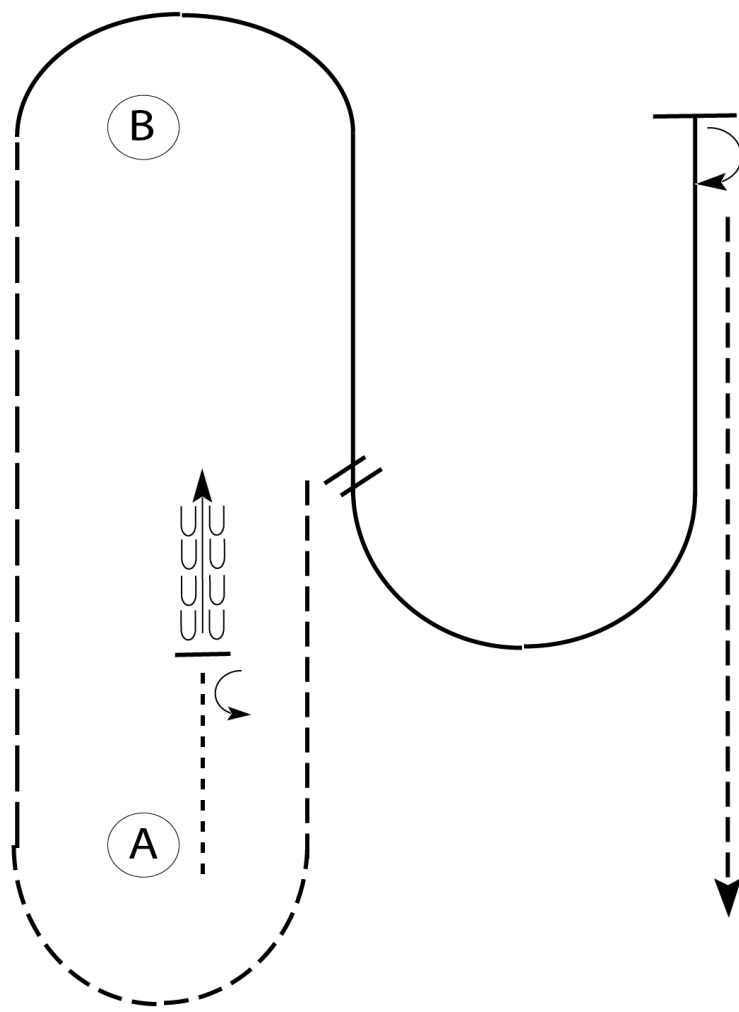
Garden State Paint Horse Club

Western Horsemanship (Nov Youth, Nov AM, 18 and Under)

Show Date: April 20 - 21, 2024

w w w . H o r s e S h o w P a t t e r n s . c o m

w w w . H o r s e S h o w P a t t e r n s . c o m



Be ready at A.

1. Walk approximately two horse lengths forward.
Stop and perform a 1/2 turn left.
2. Back approximately two horse lengths then jog to and around A.
3. Extend the jog to B.
4. Right lead lope around B and halfway to A.
5. Perform a simple lead change and lope a half circle until even with B.
6. Stop and perform a 180 degree turn to the right and jog to finish.

Walk	-----
Jog	- - - - -
Extended Jog	- - - - -
Lope	—————
Lead Change	///
Back	← — — — —
Marker	ⓑ

[WH/1-118]

Pattern Provided by:
Jill Paxton

